



**SYSTIMAX® Solutions**

GigaSPEED Xpress®

Solution Guide

Contents

<b>Introduction</b>	<b>2</b>
<b>SYSTIMAX GigaSPEED Xpress 88 Series Cable</b>	<b>5</b>
<b>SYSTIMAX GigaSPEED Xpress GSXP Series Patch Cords</b>	<b>7</b>
<b>SYSTIMAX MGS600 Information Outlets</b>	<b>9</b>
<b>SYSTIMAX 360 1100GS6 Patch Panels</b>	<b>10</b>
<b>SYSTIMAX 360 PATCHMAX GS6 Patch Panels</b>	<b>11</b>
<b>Modular Patch Panels</b>	<b>12</b>
<b>VisiPatch 360 System</b>	<b>14</b>

# Introduction

The SYSTIMAX® GigaSPEED Xpress® Solution is a 500MHz U/UTP copper solution guaranteed to support IEEE 10GBASE-T for up to 60 meters with unparalleled design freedom and space savings making it ideal for Data Center applications.

CommScope Labs designed the SYSTIMAX GigaSPEED Xpress Solution to give Data Center architects the freedom to design their space as they wish. Just as the SYSTIMAX GigaSPEED XL Solution provides unparalleled design freedom to Data Center designers for 1Gb/s applications, the GigaSPEED Xpress Solution provides unparalleled design freedom for 10GBASE-T applications.

Unlike other U/UTP, F/UTP and STP systems on the market, the GigaSPEED Xpress Solution does not require minimum lengths for cables or cords to support the 10GBASE-T application. With the GigaSPEED Xpress Solution, cables and patch cords can be specified to the lengths that best fit the needs of the individual installation. Data Center personnel no longer have to face the dilemma of managing the storage of unnecessary slack of cables and patch cords, which clog pathways and reduce precious airflow. The GigaSPEED Xpress Solution allows users to design Data Centers any way they desire with up to four (4) connectors, up to 60 meters in channel length, and in worst-case 6-around-1 bundled configurations. That is design freedom.

CommScope Labs also designed the GigaSPEED Xpress Solution to meet the density requirements in Data Centers. In addition to eliminating unnecessary slack storage, the GigaSPEED Xpress Solution provides the necessary density in horizontal and vertical pathways with the small and innovative design of the GigaSPEED Xpress 88 Series Cables and GSXP Series Patch Cords. When compared to Category 6 (Class E) F/UTP cables, Category 6A (Class E<sub>A</sub>) U/UTP and F/UTP cables and Category 7 (Class F) STP cables, the GigaSPEED Xpress 88 Series cables, with a Category 6 U/UTP size profile, are up to 50% smaller in size. Stated another way, other U/UTP, F/UTP and STP cables are up to 100% larger than the GigaSPEED Xpress 88 Series cables.

The GSXP Series Patch Cords also share in the small profile providing an improved day-to-day patching experience for busy Data Centers with less bulk and improved flexibility. This substantial size reduction allows Data Center managers the ability to retrofit existing 1Gb/s installations with small pathways to a 10Gb/s installation with the GigaSPEED Xpress Solution. Data Center managers can also maximize space utilization for new 10Gb/s installations with the space savings afforded by the small cables and patch cords of the GigaSPEED Xpress Solution. In addition to making design and day-to-day management of Data Centers much easier, the slim profile of the GigaSPEED Xpress Solution reduces airflow obstructions by up to 50% improving cooling capabilities and reducing energy consumption, thus reducing the Data Center's carbon footprint. Saving space, energy and money is a winning Green combination for Data Center managers.

SYSTIMAX Solutions once again leads the market in customer-focused innovations, meeting real needs of Data Center designers with the elegant GigaSPEED Xpress Solution.

Customer benefits of the GigaSPEED Xpress Solution include:

- Provides complete design freedom
- Improves space utilization
- Eliminates slack cable storage requirements
- Optimizes cable and patch cord lengths
- Lowers bulk of cable in pathways
- Improves airflow and cooling
- Lowers energy requirements
- Lowers cost of 10Gb/s operations
- Lowers carbon footprint of installations
- Delivers 10GBASE-T guaranteed
- Ideal for use with the SYSTIMAX InstaPATCH® Cu pre-terminated copper solution

The GigaSPEED Xpress Solution is the fifth SYSTIMAX Solution to provide customers with guaranteed performance for 10Gb/s applications. We also offer the following innovative solutions:

- The GigaSPEED X10D U/UTP Solution U/UTP solution offering 10Gb/s out to 100 meters
- The GigaSPEED X10D F/UTP Solution F/UTP solution offering 10Gb/s out to 100 meters
- The LazrSPEED Solution Multimode fiber solution offering 10Gb/s out to 550 meters
- The TeraSPEED Solution Single-mode fiber solution offering 10Gb/s out to 40 kilometers

*For more information on these 10Gb/s solutions, simply go to [www.commscope.com](http://www.commscope.com)*

## Guaranteed Performance Specifications for 4-Connection GigaSPEED Xpress U/UTP Channels

The GigaSPEED Xpress Solution has been specifically engineered to tackle the issues facing Data Centers with innovative cable and enhanced connector performance designed to support 10GBASE-T requirements. Utilizing patented Alien Crosstalk suppression technology and the scientific capabilities of CommScope Labs, this solution encompasses an excellent alternative for space-constrained Data Centers seeking a 10Gb/s copper cabling solution for channel lengths up to 60 meters. For additional performance information on this innovative solution, see the Guaranteed Performance Specification charts below.


Guaranteed Performance Specifications for 4-Connection GigaSPEED Xpress U/UTP Channels <sup>1</sup>	
Electrical Parameter	Guaranteed Margins to IEEE 802.3an Section 55.7 channel Specifications
Insertion Loss	3 %
NEXT	3 dB
PSNEXT	4.5 dB
ACR-F	5 dB
PSACR-F	7 dB
Return Loss, PSANEXT	> 0 dB
ACMC	> 0 dB
Distance support	Up to 60 meters

<sup>1</sup> Insertion Loss margin is calculated based on 10m of 89 series cordage and 50m of 88 series cable plus 4 connections. If the total cord length in a 60m channel has to be greater than 10m, please refer to GigaSPEED Xpress Design and Installation Guidelines for the instruction on how to scale cable and cord length properly.


Guaranteed Channel Performance Specifications for 4-Connection GigaSPEED Xpress U/UTP Systems										
Freq (MHz)	Insertion Loss (dB)	NEXT (dB)	ACR-N (dB)	PS NEXT (dB)	PS ACR-N (dB)	ACR-F (dB)	PS ACR-F (dB)	Return Loss (dB)	Delay (ns)	Delay Skew (ns)
1	1.4	68.0	66.6	66.5	65.1	68.3	67.3	19.0	348.0	24
4	2.5	66.0	63.5	65.0	62.5	56.2	55.2	19.0	337.2	24
8	3.5	61.2	57.7	60.1	56.6	50.2	49.2	19.0	334.2	24
10	3.9	59.6	55.7	58.5	54.6	48.3	47.3	19.0	333.0	24
16	5.0	56.2	51.3	55.1	50.1	44.2	43.2	18.0	331.8	24
20	5.6	54.6	49.1	53.5	47.9	42.2	41.2	17.5	331.2	24
25	6.2	53.0	46.8	51.8	45.6	40.3	39.3	17.0	330.6	24
31.3	7.0	51.4	44.4	50.2	43.2	38.4	37.4	16.5	330.0	24
62.5	10.1	46.4	36.3	45.1	35.0	32.3	31.3	14.0	329.4	24
100	12.9	42.9	30.0	41.6	28.6	28.3	27.3	12.0	328.8	24
200	18.9	37.8	18.9	36.4	17.4	22.2	21.2	9.0	328.2	24
250	21.4	36.1	14.7	34.7	13.2	20.3	19.3	8.0	327.6	24
300	23.7	34.7	11.0	33.3	9.5	18.7	17.7	7.2	327.6	24
400	27.9	29.8	1.9	29.0	1.1	16.2	15.2	6.0	327.6	24
500	31.8	25.0	-6.8	24.9	-6.9	14.3	13.3	6.0	327.6	24

Note: The table provides reference values only. All parameters comply with the governing equations given above over the entire frequency range. All values and equations apply to worst-case channels utilizing four-pair 88 series cables with full cross-connections, consolidation points and work area outlets (4 connections in a channel) for the length up to 60 meters.


# SYSTIMAX GigaSPEED Xpress 88 Series Cable



**1088 Non-Plenum 88 Series Cable**



**2088 Plenum 88 Series Cable**



**3088 LSZH 88 Series Cable**

The saying goes that great things come in small packages. That is definitely the case when it comes to the SYSTIMAX GigaSPEED 88 Series Cables. As integral components of the SYSTIMAX GigaSPEED Xpress Solution, the new slim profile GigaSPEED 88 Series Cables are engineered to suppress unwanted Alien Crosstalk and deliver the 500MHz bandwidth required for 10GBASE-T applications in channels up to 60 meters in length – guaranteed.

So just how small are the GigaSPEED 88 Series Cables? In the following table, see how the GigaSPEED Xpress Solution provides the necessary density in horizontal and vertical pathways with the small and innovative design of the GigaSPEED Xpress 88 Series Cables.

Cable Type	Cable Diameter	Cable Weight	Cable Load @ 50% fill 6" x 6" frame vertical	Cable Load @ 50% fill 12" x 8" cable tray
1088 Non-plenum	0.245" (6.22 mm)	28.5 lbs./kft (42.4 kg/km)	382 cables 10.89 lbs/ft (16.2 kg/km)	1018 cables 29.0 lbs/ft (43.2 kg/km)
2088 Plenum	0.245" (6.22 mm)	37.5 lbs./kft (55.8 kg/km)	382 cables 14.33 lbs/ft (21.3 kg/km)	1018 cables 38.18 lbs/ft (56.8 kg/km)
3088 LSZH	0.245" (6.22 mm)	28.7 lbs./kft (42.7 kg/km)	382 cables 10.96 lbs/ft (16.3 kg/km)	1018 cables 29.22 lbs/ft (43.5 kg/km)

Because density matters in Data Centers, the 88 Series Cables are engineered to optimize space by size and design. The 88 Series Cables and the entire GigaSPEED Xpress Solution rely heavily on precision balance in the system design and only slightly on spacing to effectively manage Alien Crosstalk even in worst-case bundled conditions. In addition, the unique cable design provides Data Center designers with more options regarding cable fill guidelines and ratios. While traditional cable designs are recommended for only 40% fill ratios, the strength of this unique cable design allows users to load cable into cable management pathways at a fill ratio of up to 50% with full PoE and Alien Crosstalk capabilities or 9"(230 mm) deep without altering the performance of the cables due to crushing.

Small, agile, and 10GBASE-T support guaranteed. Great things do come in small packages like the new GigaSPEED 88 Series Cables.

## ORDERING INFORMATION:

Material ID	Product Number	Pair Count	Length	Package
<b>Non-Plenum</b>				
760142497	1088B BL 4/23 R1000	4	1,000ft (305m)	Reel
760142505	1088B GR 4/23 R1000	4	1,000ft (305m)	Reel
760142513	1088B LB 4/23 R1000	4	1,000ft (305m)	Reel
760142521	1088B RD 4/23 R1000	4	1,000ft (305m)	Reel
760142539	1088B SG 4/23 R1000	4	1,000ft (305m)	Reel
760142547	1088B SL 4/23 R1000	4	1,000ft (305m)	Reel
760142554	1088B SL 4/23 R3000	4	3,000ft (914m)	Reel
760142562	1088B WH 4/23 R1000	4	1,000ft (305m)	Reel
760142570	1088B YL 4/23 R1000	4	1,000ft (305m)	Reel
<b>Plenum</b>				
760142588	2088B BL 4/23 R1000	4	1,000ft (305m)	Reel
760142596	2088B BL 4/23 R3000	4	3,000ft (914m)	Reel
760142604	2088B OR 4/23 R1000	4	1,000ft (305m)	Reel
760142612	2088B RD 4/23 R1000	4	1,000ft (305m)	Reel
760142620	2088B SL 4/23 R1000	4	1,000ft (305m)	Reel
760142638	2088B WH 4/23 R1000	4	1,000ft (305m)	Reel
760142646	2088B YL 4/23 R1000	4	1,000ft (305m)	Reel
<b>LSZH</b>				
760142653	3088B BL 4/23 R1000	4	1,000ft (305m)	Reel
760142661	3088B SL 4/23 R1000	4	1,000ft (305m)	Reel
760142679	3088B WH 4/23 R1000	4	1,000ft (305m)	Reel

Colors: BL=Blue, WH=White, SL=Slate, LB=Light Blue, RD=Red, YL=Yellow, GR=Green, SG=Spring Green

# SYSTIMAX GigaSPEED Xpress GSXP Series Patch Cords

The GSXP Series Patch Cords also share the slim profile of the 88 Series cables providing an improved day-to-day patching experience for busy Data Centers with less bulk and improved flexibility. With a 0.245" (6.22 mm) diameter, GSXP Series Patch Cords further reduce the congestion in Data Centers, improve the speed of patching, and enhance airflow and cooling processes. The high performance GSXP Series Patch Cord family has a patented plug design that exhibits the dramatic reduction in performance variation required for 10GBASE-T application support. Innovative design and high precision manufacturing combine to provide the electrical performance required for the GSXP family of cords to suppress unwanted Alien Crosstalk and deliver the 500MHz bandwidth required for 10GBASE-T applications in channels up to 60 meters in length – guaranteed. GSXP Patch Cords provide Data Center personnel with easy to use modular connections for the GigaSPEED Xpress Solution in work areas, cross connects, interconnects, consolidation points, and equipment connections. With no minimum length restrictions, GSXP Patch Cords can be ordered to the length desired for the particular installation in a variety of colors in non-plenum, plenum and low smoke zero halogen versions.



**GSXP-P-WH**

Cord Type	Cord Diameter	Cord Weight	Cord Load @ 50% fill 6" x 6" frame vertical	Cord Load @ 50% fill 12" x 8" cable tray
Xpress <b>Non-Plenum</b>	0.245" (6.22 mm)	26.7 lbs/kft (39.7 kg/km)	382 cords 10.2 lbs/ft (15.2 kg/m)	1018 cords 27.2 lbs/ft (40.4 kg/m)
Xpress <b>Plenum</b>	0.245" (6.22 mm)	32.6 lb/kft 48.5 kg/km)	382 cords 12.5 lbs/ft (18.5 kg/m)	1018 cords 33.2 lbs/ft (49.4 kg/m)
Xpress <b>LSZH</b>	0.245" (6.22 mm)	27.0 lb/kft	382 cords 10.3 lbs/ft (15.4 kg/m)	1018 cords 27.5 lbs/ft (40.9 kg/m)



**GSXP-RD**



**Patented Anti-snag Plug**

ORDERING INFORMATION:

Family	Material ID	Product Number	Description (All solid conductor)	Jack Color Options	Cord Color Options	UOM	Cable/Cordage length options
GSXP GigaSPEED® Xpress™ Modular Patch Cord	CPCLLP2	GSXP	GSXP on 1089 Solid Cordage	0	1,2,3,4,6,7,8,9,B,C,Z	F,M	1-100ft / 1-30m
	CPCLLP3	GSXP-X3	GSXP 10/100BASE-T 2X3 & 1X4 Crossover	0	1,2,3,4,6,7,8,9,B,C,Z	F,M	1-100ft / 1-30m
	CPCLLP5	GSXP-X5	GSXP 1000BASE-T MDI-X Crossover	0	1,2,3,4,6,7,8,9,B,C,Z	F,M	1-100ft / 1-30m
	CPCL4P2	GSXP117	GSXP Single-ended on 1089 Solid Cordage	0	1,2,3,4,6,7,8,9,B,C,Z	F,M	1-100ft / 1-30m
	CPCLLQ2	GSXP-P	GSXP on 2089 Solid Cordage, Plenum	0	8	F,M	1-100ft / 1-30m
	CPCL4Q2	GSXP117-P	GSXP Single-ended on 2089 Solid Cordage, Plenum	0	8	F,M	1-100ft / 1-30m
	CPCLLR2	GSXP-L	GSXP on 3089 Solid Cordage, LSZH	0	8,Z	F,M	1-100ft / 1-30m
	CPCL4R2	GSXP117-L	GSXP Single-ended on 3089 Solid Cordage, LSZH	0	8,Z	F,M	1-100ft / 1-30m
	CPCVVP2	GSXP-SM*	SecureMAX GSXP Tamper-resistant Patch Cord (Double side lock)	0	1,2,3,4,6,7,8,9,B,C,Z	F,M	1-100ft / 1-30m
	CPCVLP2	GSXP-SM-GSXP*	SecureMAX GSXP Tamper-resistant Patch Cord (Single side lock)	0	1,2,3,4,6,7,8,9,B,C,Z	F,M	1-100ft / 1-30m

Ordering Material ID Example: CPCLLP2 - 03F007

\*SecureMAX Patch Cords and Accessories are not available for sale in Europe, Russia, Australia and Japan. Please contact your local sales representative to check availability in your country.



# SYSTIMAX MGS600

## Information Outlets

The MGS600 information outlet is a certified component of the GigaSPEED Xpress solution, featuring patented crosstalk cancellation and compensation techniques and a unique opaque aqua colored inner tab that identifies it as a SYSTIMAX GigaSPEED 10Gb/s component.

The MGS600 information outlet, used throughout the channel, exhibits high frequency internal and crosstalk suppression enabled via new Printed Wiring Board (PWB) materials and compensation technology. The MGS600 incorporates techniques that reduce channel to channel Alien crosstalk, a parameter that becomes very critical at high frequencies (beyond Category 6).

### ORDERING INFORMATION:

Material ID	Product Number	Color	Description
760092361	MGS600 -003 BLACK	Black	360 GigaSPEED® X10D MGS600 Information Outlet
760092379	MGS600 -112 ORANGE	Orange	360 GigaSPEED® X10D MGS600 Information Outlet
760092387	MGS600 -123 YELLOW	Yellow	360 GigaSPEED® X10D MGS600 Information Outlet
760092403	MGS600 -226 GREEN	Green	360 GigaSPEED® X10D MGS600 Information Outlet
760092411	MGS600 -246 IVORY	Ivory	360 GigaSPEED® X10D MGS600 Information Outlet
760092429	MGS600 -262 WHITE	White	360 GigaSPEED® X10D MGS600 Information Outlet
760092437	MGS600 -270 GRAY	Gray	360 GigaSPEED® X10D MGS600 Information Outlet
760092445	MGS600 -317 RED	Red	360 GigaSPEED® X10D MGS600 Information Outlet
760092452	MGS600 -318 BLUE	Blue	360 GigaSPEED® X10D MGS600 Information Outlet
760092460	MGS600 -361 VIOLET	Violet	360 GigaSPEED® X10D MGS600 Information Outlet
760092478	MGS600 -148 ALMOND	Almond	360 GigaSPEED® X10D MGS600 Information Outlet
760110957	MGS600-BULK-003	Black	360 GigaSPEED® X10D MGS600 Information Outlet, 100 Pack
760110965	MGS600-BULK-246	Ivory	360 GigaSPEED® X10D MGS600 Information Outlet, 100 Pack
760110973	MGS600-BULK-262	White	360 GigaSPEED® X10D MGS600 Information Outlet, 100 Pack
760110981	MGS600-BULK-318	Blue	360 GigaSPEED® X10D MGS600 Information Outlet, 100 Pack



**SYSTIMAX MGS600**



**SYSTIMAX MGS600 with Icon**



**SYSTIMAX MGS600 - Side View**

# SYSTIMAX 360™ 1100GS6 Panels



**SYSTIMAX 360 1100GS6 24 Port, Front View**



**SYSTIMAX 360 1100GS6 24 Port, Rear View**



**SYSTIMAX 360 1100GS6 Angled 48 Port**



**SYSTIMAX 360 iPatch 1100GS6 24 Port**

SYSTIMAX 360 1100GS6 panels are available in 1U and 2U options, angled and straight designs and feature the elegant SYSTIMAX 360 design. Enhanced rear cable management features make installation easier over current cable bundling/dressing methods by reducing time and steps to tie down bundles of cable on the rear of the panels.

CommScope's new panel platform, Evolve, is an intelligent/intelligent-ready modular panel system designed to accommodate unshielded multi-connector modules, individual shielded information outlets, pre-terminated copper trunks and future connector designs. For applications that demand intelligence today, the panel platform offers built-in intelligence, providing insight deep into your network for vision, knowledge and control of your network infrastructure. If, however, you are not ready for intelligence today but want the flexibility to add it later, the intelligent ready panel platform allows customers to evolve to intelligence deployments as their network needs change. Supporting architectures with shorter cords and cables and delivering improved performance, this new panel platform makes 10G easier – and life better – than ever before.

## features and benefits

- GS6 multi-connector module utilizes patented straddle pair cross-over contacts and new patent pending technologies to achieve efficient alien crosstalk reduction ensuring industry standards are met for Category 6A/ E<sub>A</sub> performance levels
- Alien Crosstalk complies to Industry standards; TIA-568-C and IEC 11801
- Easy cable routing and bundling through improved rear cable management
- Supports deployment of InstaPATCH® Cu pre-terminated copper solutions
- Available in 24-port (1U) and 48-port (2U) options
- Straight and Angled constructions, both iPatch (intelligence) Ready
- Features the elegant SYSTIMAX 360 design
- Available in iPatch-Ready versions (field upgradable to iPatch without the need to remove patch cords, meaning no network downtime) or factory assembled iPatch versions
- No tools required when installing iPatch Ready upgrade kits

## SPECIFICATIONS

	24 Port (1U)	48 Port (2U)
<b>Height</b>	1.75 in (4.45 cm)	3.5 in (8.89 cm)
<b>Width</b>	19 in (48.26 cm)	19 in (48.26 cm)
<b>Depth (including cable management)</b>	7.2 in (18.29 cm)	7.2 in (18.29 cm)
<b>Flammability Rating</b>	UL rated 94 V-0	UL rated 94 V-0
<b>Operating Temperature</b>	14°F to 140°F (-10°C to 60°C)	14°F to 140°F (-10°C to 60°C)
<b>Storage Temperature</b>	-40°F to 158°F (-40°C to 70°C)	-40°F to 158°F (-40°C to 70°C)
<b>Humidity</b>	95% (non-condensing)	95% (non-condensing)

## ORDERING INFORMATION:

Material ID	Product Number	Description	iPatch Ready	iPatch
760152587	360-IPR-1100-E-GS6-1U-24	360 1100GS6 24-Port Evolve Patch Panel	X	
760152595	360-IPR-1100-E-GS6-2U-48	360 1100GS6 48-Port Evolve Patch Panel	X	
760151324	360-IPR-1100A-E-GS6-1U-24	360 1100GS6 24-Port Evolve Angled Patch Panel	X	
760151779	360-IPR-1100A-E-GS6-2U-48	360 1100GS6 48-Port Evolve Angled Patch Panel	X	
760152363	360-iP-1100-E-GS6-1U-24	360 iPatch 1100GS6 24-Port Evolve Patch Panel		X
760152348	360-iP-1100-E-GS6-2U-48	360 iPatch 1100GS6 48-Port Evolve Patch Panel		X

Note: iPatch-Ready panels are upgradable to iPatch with the addition of the iPatch Upgrade Kits.



## ORDERING INFORMATION:

Material ID	Product Number	Description
760151183	360-IPR-1100-GS6-DM6	360 1100GS6 Evolve Distribution Module 6-Port
760155739	360-E-KIT-1U	360 1U Evolve Panel Kit for both GS6
760155747	360-E-KIT-2U	360 2U Evolve Panel Kit for both GS6
760152785	360-A-E-KIT-1U	360 Angled 1U Evolve Panel Kit for both GS6
760152793	360-A-E-KIT-2U	360 Angled 2U Evolve Panel Kit for both GS6
760152769	360-1100-LKP-1-24	360 1100 Evolve Panel - Label Kit (1-24) for both GS6
760152777	360-1100-LKP-25-48	360 1100 Evolve Panel - Label Kit (25-48) for both GS6
760104992	360-iP-UP-KIT-1100-24	360 iPatch Upgrade Kit for 360 1100 24-Port Panel, 10 Pack
760105015	360-iP-UP-KIT-1100-48	360 iPatch Upgrade Kit for the 360 1100 48-Port Panel, 5 Pack
760152280	360-iP-UP-KITE-24	360 iPatch Upgrade Kit for 360 Evolve 24-Port Panel, 10 Pack
760152298	360-iP-UP-KITE+PMAx-48	360 iPatch Upgrade Kit for 360 Evolve and PATCHMAX 48-Port Panels, 5 Pack
760152538	360-E-C-1U	360 Evolve Panel Front Cover 1U
760152546	360-E-C-2U	360 Evolve Panel Front Cover 2U

# SYSTIMAX 360™ PATCHMAX GS6 Panels



**SYSTIMAX 360 PATCHMAX GS6,  
48 Port**

SYSTIMAX 360 GS6 PATCHMAX panels offer easy cable routing and bundling utilizing the rear cable manager and are available in 24 and 48 port configurations. The 360 PATCHMAX GS6 panels also support deployment of InstaPATCH® Cu pre-terminated copper and features the elegant SYSTIMAX 360 design.

The PATCHMAX GS6 panel accepts four (24 port) or eight (48 port) PATCHMAX GS6 Distribution Modules which can be rotated forward, allowing front-access to the 110 type IDC terminals for easy cable termination. PATCHMAX GS Distribution Module features an innovative termination manager and rear housing which provides easier, faster, more reliable terminations and reduced variability in the placement and termination of cables to the panel.

## features and benefits

- Alien Crosstalk complies to Industry standards; TIA-568-C and IEC 11801
- Improved rear cable manager makes cable routing and bundling easier
- Supports deployment of InstaPATCH Cu pre-terminated copper
- Available in 24-port and 48-port configuration
- Features elegant SYSTIMAX 360 design
- Innovative 2-way mounting and terminating improving installation for limited rear access applications
- Distribution modules can be snapped onto front of panel for easy front access to rear 110 type IDC termination field
- Designed for simplified administration with built-in cord retainer fingers
- Allows all 24 cords to be routed in the same direction
- 1 to 24-port labeling and identification
- Meets TIA-606-A labeling standards
- Available in iPatch-Ready versions (field upgradable to iPatch without the need to remove patch cords, meaning no network downtime) or factory assembled iPatch versions

## SPECIFICATIONS

<b>Height</b>	3.5 in (8.89 cm)
<b>Width</b>	19 in (48.26 cm)
<b>Depth (front)</b>	4 in (10.16 cm)

## ORDERING INFORMATION:

Material ID	Product Number	Description	iPatch Ready	iPatch
760102251	360-PM-GS6-2U-24	360 PATCHMAX GS6 24-Port Patch Panel	X	
760128207	360-PM-GS6-2U-48	360 PATCHMAX GS6 48-Port Patch Panel	X	
760130393	360-iP-PMAX-GS6-24	360 iPatch PATCHMAX GS6 24-Port Panel		X
760130401	360-iP-PMAX-GS6-48	360 iPatch PATCHMAX GS6 48-Port Panel		X

Material ID	Product Number	Description
760102277	360-PM-GS6-DM6	360 PATCHMAX GS6 6-Port Distribution Module Kit
760128215	360-PM-GS6-DM12	360 PATCHMAX GS6 12-Port Distribution Module Kit
760108993	360-PM-KIT-2U-24	360 PATCHMAX 2U Panel Kit, 24-Port
760117408	360-PM-KIT-2U-48	360 PATCHMAX 2U Panel Kit, 48-Port
760101931	360-1100-BEZEL-1U	360 1100 Bezel Kit - 1U
760101949	360-1100-BEZEL-2U	360 1100 Bezel Kit - 2U
760104398	360-RCM-BM	360 Rear Cable Management (Bar Mountable)
760104737	360-RCM-RM	360 Rear Cable Management (Rack Mountable)
760152298	360-iP-UP-KITE+PMA-48	360 iPatch Upgrade Kit for 360 Evolve and PATCHMAX 48-Port Panels, 5 Pack
760152306	360-iP-UP-KIT-PMA-2U-24	360 iPatch Upgrade Kit, PATCHMAX 24-Port, 2U

# Modular Patch Panels

## **SYSTIMAX 360™ Modular Panel**

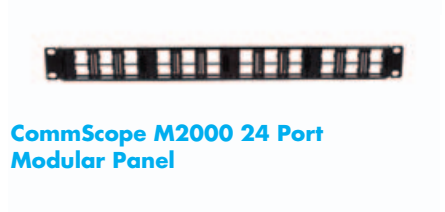
The SYSTIMAX 360™ Modular Panel is a 24 port panel that offers enhanced rear cable management making the installation process quick and easy. The panel accommodates SYSTIMAX MGS series information outlets and features the elegant SYSTIMAX 360 design.



**SYSTIMAX 360 Modular Panel**

## **CommScope M2000 Modular Panel**

The CommScope M2000 Modular Patch Panel is available in 1U 24 port and 2U 48 port, straight or angled configurations. It is designed for M-series outlets that can be configured for copper, fiber, or both. The M2000 panel mounts in a 19-inch (483 mm) rack with universal hole spacing.



**CommScope M2000 24 Port Modular Panel**

## **CommScope M2100 Modular Panel**

The CommScope M2100 Modular Patch Panel is available in 1U 24 port and 2U 48 port, straight configurations. It is designed for M-series outlets that can be configured for copper, fiber, or both. The M2100 panel mounts in a 19-inch (483 mm) rack with universal hole spacing.



**CommScope M2100 48 Port Modular Panel**

## **CommScope M2400 Modular Panel**

The CommScope M2400 is available in 24 port 1U configuration with the ports in a single row; angled or flat. It offers both front and rear accessibility and an optional rack mountable rear cable management system. MGS Cap kits sold separately.



**CommScope M2400 Angled Modular Panel**

## **CommScope M4800 Modular Panel**

The CommScope M4800 provides 48 Ports in 1U of rack space in straight or angled configurations. It mounts in a 19-inch (483 mm) rack with universal hole spacing and an optional rack mountable rear cable management system available for consistent cable routing. MGS Cap kits sold separately.



**CommScope M4800 Modular Panel**

## **CommScope 36 Port Modular Panel**

The CommScope 36 Port Modular Panel is available in a 36 port 1U configuration with the ports in a single row; angled or flat. It offers both front and rear accessibility and an optional rack mountable rear cable management system.



**CommScope 36 Port Angled Modular Panel**

## **CommScope 72 Port Modular Panel**

The CommScope 72 Port Modular Panel is available in a 72 port 2U configuration with the ports in a single row; angled or flat. It offers both front and rear accessibility and an optional rack mountable rear cable management system.



**CommScope 72 Port Angled Modular Panel**

## ORDERING INFORMATION:

Material ID	Product Number	Description
760104273	360-MOD-1U-24	360 Modular 24 Port Patch Panel
760104463	360-MOD-1U-BEZEL	360 Modular Panel Bezel Kit
760049932	M2000-24 1U 24	M2000-24 1U 24-Port Panel
760049940	M2000-48 2U 48	M2000-48 2U 48-Port Panel
760049957	M2000A-24 1U (Angled)	M2000A-24 1U Angled 24-Port Panel
760049965	M2000A-48 2U (Angled)	M2000A-48 2U Angled 48-Port Panel
760054627	M2000 Cable Mgt Bar	M2000 Cable Management Bar
760060392	M2000 & M3200 Custom Label Kit	Custom Label Kit
760069278	M2000 1U Cord Manager Kit (5pcs.)	M2000 1U Cord Manager Kit (5pcs.)
760073486	M2000 2U Cord Manager Kit (5pcs.)	M2000 2U Cord Manger Kit (5pcs.)
760077842	M2100 2U 48 Port Panel	M2100 Modular Patch Panel
760101220	M2100-24 1U Modular Panel	M2100-24 1U Modular Patch Panel
760118323	M2400 -1U-GS	Straight U/UTP Flat Single-Row Modular Panel, 24 Port (MGS400/500/600)
760118349	M2400A 1U-GS	Angled U/UTP Flat Single-Row Modular Panel, 24 Port (MGS400/500/600)
760109744	M4800A 1U GS Modular Panel-48port	M4800A 1U Angled 48-Port Panel-GigaSPEED
760105429	M4800 1U GS Modular Panel-48port	M4800A 1U Straight 48-Port Panel-GigaSPEED
760118182	CS-MOD-1U-36P-FLAT	Straight U/UTP Flat Modular Panel, 36 Port
760118208	CS-MOD-1U-36P-ANG	Angled U/UTP Flat Modular Panel, 36 Port
760118190	CS-MOD-2U-72P-FLAT	Straight U/UTP Flat Modular Panel, 72 Port
760118216	CS-MOD-2U-72P-ANG	Angled U/UTP Flat Modular Panel, 72 Port
760105445	KIT, MODULE CAP, MGS (50)	MGS Cap Kit - LP (Pack of 50)
760105486	KIT, MODULE CAP, MGS (10)	MGS Cap Kit - LP (Pack of 10)

*\*M-Series Outlets Sold Separately*

# SYSTIMAX® VisiPatch® 360 System

The SYSTIMAX VisiPatch 360 System is a patching system that seamlessly incorporates patching and integrated cable management to deliver an ergonomically designed and aesthetically pleasing solution that saves time, space and money.

The VisiPatch 360 System utilizes a unique reverse patching technology that allows the patch cord to be projected away from the user and into the patching field. This design improves cord management by reducing the “spaghetti” cord clutter associated with poorly installed RJ-45 systems and makes reading the labeling information easy, facilitating future moves, adds and changes.

Both port density and usable density are increased in the VisiPatch 360 System. Due to cable and patch cord congestion in traditional RJ-45 systems, the usable density is lower than the port density. The VisiPatch 360 System, however, is designed to maximize usable density by minimizing cable and cord congestion. The VisiPatch 360 System is available for wallmount as well as rack-mount and cabinet installations. Plus, its modular design means that it is available for small and large installation needs.

### ORDERING INFORMATION:

Material ID	Description
<b>Panel Kits</b>	
760049445	VisiPatch 360 4U (32 Ports) Kit
760049452	VisiPatch 360 12U (96 ports) Kit
760074278	VisiPatch 360 19-Inch 1U Panel Kit
<b>Cable Manager Kits</b>	
760060285	VisiPatch 360 12U Vertical Trough Cable Manager Kit e/w Door, 10 in.
760060301	VisiPatch 360 Horizontal Cable Manager Kit 27 in.
760060871	VisiPatch 360 Horizontal Cable Manager Kit 37 in.
760060343	VisiPatch 360 Horizontal Cable Manager Kit 19 in.
760060863	VisiPatch 360 Horizontal Cable Manager Kit 29 in.
760068106	VisiPatch 360 Horizontal Rack Mount Cable Mgr Kit, 19 in.
<b>Accessories</b>	
760060327	VisiPatch 360 19 in. Rack Mount Bracket



**VisiPatch360-VisiPatch 360 Xpress 4-pair Solid Cord**

ORDERING INFORMATION:

Material ID	Product Number	Description	Modular Jack Color	Cord Color Options	UOM	Cable/Cordage length options
CPCFFP2	VP360-VP360-P8XP	VisiPatch360-VisiPatch360 XP 4-pair Solid Cord	0	1, 2, 3, 4, 6, 7, 8, 9, B, C, Z	F, M	1-100ft / 1-30m
CPCFLP2	VP360-GSXP	VisiPatch360-GSXP XP 4-pair Solid Hybrid Cord	0	1, 2, 3, 4, 6, 7, 8, 9, B, C, Z	F, M	1-100ft / 1-30m
CPCFFQ2	VP360-VP360-P8XP-P	VisiPatch360-VisiPatch360 XP 4-pair Plenum Solid Cord	0	8, Z	F, M	1-100ft / 1-30m
CPCFLQ2	VP360-GSXP-P	VisiPatch360-GSXP XP 4-pair Solid Hybrid Plenum Cord	0	8, Z	F, M	1-100ft / 1-30m
CPCFFR2	VP360-VP360-P8XPL	VisiPatch360-VisiPatch360 XP 4-pair LSZH Solid Cord	0	8	F, M	1-100ft / 1-30m
CPCFLR2	VP360-GSXP-L	VisiPatch360-GSXP XP 4-pair Solid Hybrid LSZH Cord	0	8	F, M	1-100ft / 1-30m

Ordering Material ID Example: **CPCFFP2-02F007**



[www.commscope.com](http://www.commscope.com)

Visit our Web site or contact your local CommScope representative for more information.

© 2011 CommScope, Inc. All rights reserved.

All trademarks identified by \* or ™ are registered trademarks or trademarks, respectively, of CommScope, Inc.

This document is for planning purposes only and is not intended to modify or supplement any specifications or warranties relating to CommScope products or services.